

DOG TRACKS

Happy Easter





Message from the president

Well, we have certainly copped a lot of rain in the last few weeks! This has severely disrupted training on the grounds and I suspect many dogs didn't get a lot of walking outside in the worst of the rainy weather.

It maybe obvious to point out that although we may not often venture outside in bad weather we should try to occupy our fur-pals with activities like puzzle feeding or just some basic obedience exercises inside the house. Our younger dogs are more likely to get up to mischief if left alone (and sometimes locked inside) so do some fun activities before leaving them and once home, which may curb those nasty destructive surprises that often greet us on returning home to bored dogs.

As we approach Easter we all should be aware that our dogs have to be protected from eating the good stuff that we may enjoy like chocolate and fatty food so I ask members to be diligent in protecting their dogs from ingesting food that is dangerous for them. Chocolate in particular is highly toxic so keep your choc eggs safely out of the reach of pets.

After Easter the longer term weather forecasts are looking better and as the temperature is easing we can be more active with our pets and get stuck into some serious training.

On behalf of the club committee I wish all members and their families a happy and safe Easter period and we look forward to seeing you back on the training grounds in one of our various fun activities including obedience, agility, frisbee and flyball.

Peter Coulthart

with editorial help from his Irish Setter

Hunter



Driving Miss Doggy !!

Keeping your dog safe and happy in the car.

By law your dog must be restrained whilst in a moving vehicle and it is an offence for dogs to travel in the front seat or on the lap of the driver or a passenger. It is also dangerous for the dog to be in the front as in a collision the dog can be thrown through the windscreen and hurt or even killed if the airbag is triggered. The penalty for an unrestrained dog is \$338.00 plus three demerit points.

Your dog should travel either on the back seat or if you prefer in the back section, if you drive a station wagon. Keep in mind that in the back section of a hatch back or small wagon that your dog risks greater injury should your car be hit from behind. Your dog should wear a reliable harness with a seat belt attachment or tether clipped from the middle of the back, never from the collar.

Small breeds of dogs are often happier travelling in a soft sided crate or attached in a plush carry box. For larger breeds a car hammock is a very worthwhile purchase. Your dog will be, and will feel, safe as it will prevent the dog slipping forward if you have to brake sharply. Never put your dog in the foot well to travel.

On the Road Again !!

Going on an Easter road trip ? Don't forget

A long car ride can be stressful for some dogs.

Schedule plenty of stops.

Feed at least two hours before leaving.

Don't feed or give treats while driving.

Don't let them hang out the window, it dries out eyes and risks being hit by debris.

Always have the air conditioner on.





What's Up Doc?

Carrot Pup Cakes

- 1/2 x Cup Buckwheat Flour
- 1 x Egg
- 1 x Teaspoon Baking Powder
- 1 x Tablespoon Honey
- 1/4 x Cup Coconut Oil
- 1/2 x Cup Coconut Milk
- 1/2 x Cup Grated Carrot

Icing

- 50g x Yogurt drops
- 1 x Tablespoon Coconut Oil
- Grated Carrot



Preheat oven to 160°C

In a bowl combine baking powder and honey and mix well. Add buckwheat flour, coconut oil, coconut milk and egg to the bowl and mix until well combined. Add grated carrot and mix through.

Divide evenly into cupcake pan then bake in oven for 15 – 20 minutes.

Melt yogurt drops & coconut oil over a low heat then carefully drizzle over cooled pup cakes. Decorate top of pup cakes with the grated carrot before the yogurt icing sets.





Carrot Cake



1/2 x Cup Whole Wheat Flour
1/2 x Cup All-Purpose Flour
1 x Teaspoon Baking Soda
1/4 x Cup Peanut Butter
1/4 x Cup Vegetable Oil
1/4 x Cup Honey
1/4 x Cup Unsweetened Applesauce
1 x Cup Grated Carrots
1 x Egg (beaten)

Frosting

225gm x Firm Tofu
1/4 x Cup Peanut Butter

Preheat the oven to 175°. Grease and flour four 10cm ramekins and set aside.

In a microwave-safe bowl, microwave the peanut butter and honey for a few seconds until softened and slightly melted.

In a mixing bowl, combine softened peanut butter and honey with the remaining cake ingredients and stir until fully combined.

Portion batter into the four prepared ramekins and smooth the tops with a spatula. Bake for 20-25 minutes, or until an inserted toothpick comes out clean. Let cool completely before frosting.

For the frosting: in a blender or food processor, process tofu until it has a frosting-like consistency. Add peanut butter and blend until smooth. Frost cakes with a spatula.



Jeanious Tug Toy

Don't throw out those old jeans
Turn them into tug toys !!!!

Cut up jeans removing all
seams then cut each leg panel
into two strips.



Place three strips of the
fabric together and tie a
tight knot leaving about
10cm of tails.

Plait the three strips
together, then tie another
tight knot to match the
other end.

Easy and quick to make and your dog will
love it. One pair of jeans makes two tugs.



Wet Dog Woes

Rainy Day Best Dog Drying Tip




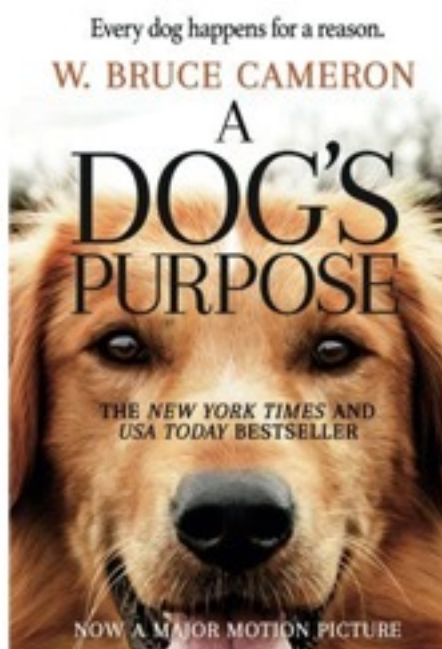




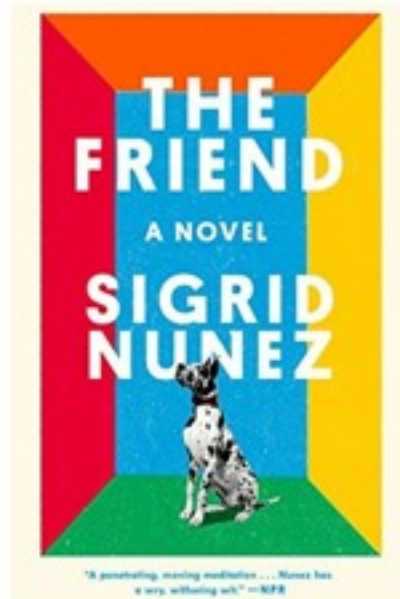

Fed up with wet towels ?

Head to your favourite car accessory shop and buy the biggest chamois leather cloth you can find.

You'll never need a towel again, just drape the chamois over the dog, squeeze then wring out, keep repeating process.



Good Reads for Dog Lovers



Sudoko

Sudogo



F Q B G V L V E E N G L I S H S H E P H E R D I
K G D A L M A T I A N W T W J M U M O B W P B Q
S N E N C A V R I X D A D J E T U J R B M O U O
F E I R H A E D M F C T C H I H U A H U A K O G
B Z C P M I J A C K R U S S E L L T E R R I E R
P I E K R A Y C N Z B S J U B M K J S P C L D H
B H L R N R N N K A W G T I Y C J H G M H P B K
G F A E K L M S G T W A R B O Q B S H P E D O Y
M H N K M M G S H R L E B C E R Z M E K A M X K
B I D E R K F N H E L Z K J O R A A I U O K E J
F W I E R P P G S I P E M I F L N N P N T Z R E
G H C S F P P N E N R H L F T X G A D Q F P X U
R I S H Y L O W U S E X E E N E V O R K H E O F
E P H O D C T O P O D T S R S H R J X D D I S S
A P E N P T B A D Z Z E L E D P A P I L L O N H
T E E D O V N G O L D E N R E T R I E V E R V I
D T P R W I Q Z L I E O L N X B U J Y D Y W Q H
A W D V E I O O P S G A W J D A C H S H U N D T
N L O L I K N W R T M D N D O B E R M A N Q X Z
E Z G Y V E S H H I X E L W K K T H M O N J F U

SHIH TZU
GERMAN SHEPHERD
DACHSHUND
ICELANDIC SHEEPDOG
GOLDEN RETRIEVER
KOMONDOR

DOBERMAN
ROTTWEILER
JACK RUSSELL TERRIER
WHIPPET
PEKINGESE
BOXER

ST. BERNARD
PUG
ENGLISH SHEPHERD
COCKER SPANIEL
PAPILLON
POODLE

KEESHOND
MALTESE
DALMATIAN
GREAT DANE
HARRIER
CHIHUAHUA