

DOG TRACKS

Merry Christmas



President's Christmas Message.....



As 2022 draws to a close and we approach the “silly season” it’s time to reflect on the year that has passed. After being released from COVID and finally being able to train regularly, we found ourselves facing constant training cancellations due to extreme weather, but we did manage to get some training in, thanks to the efforts of our great Instructors who we would be lost without.

I would like to start out with thanking our outgoing President, Peter Coulthart for all his many years of service and for putting his hand up to take over the role of Treasurer. I would also like to acknowledge Alex Surplice for her dedication to the club over many years as she steps down from the committee for a well-earned rest. The remainder of the Committee are Jill Fausold (Vice President), Gael Sinclair (Secretary), Gunilla Doyle, Jane Freeman, Natalie Morgan and Wendy Jones (committee members). I would like to thank them for their ongoing support over the next 12 months. Nicole van Barneveld is also in the process of joining the committee, filling the last vacant position. Thank you Nicole. I would also like to thank everyone for trusting me to fill the role of President for the next 12 months. Your support is overwhelming.

Newly introduced during 2022 were the Zoom ITO meetings for Sunday Obedience, hosted by Alex Surplice. These classes have been a big success, making use of videos prepared by Wendy Jones over several years to start our new members on a strong path to building a great relationship with their puppies and excellent obedience skills.

Nicole van Barneveld, assisted by Noah Schiphof, has also reinvigorated Rally-O training on a Sunday morning. Both these initiatives will continue into 2023, so keep an eye out for further training.

Our postponed Trick Seminar, conducted by the very talented Kelly Gill and her Wonderdogs was finally held last month and this has had great feedback from everyone who attended. Gunilla did a great job at organising this event.

I am also pleased to advise that the Raffle that was held at the Agility Trial in August raised \$1335.53 and this money has been donated to the new Orange Dog Sports Club for equipment purchases. I would like to thank Natalie Morgan for all her hard work seeking sponsors prizes which helped raise this amount of money for such a good cause. Orange Dogs Sports Club are exceptionally grateful for the assistance we have provided to help get them off the ground.

Lastly, I would like to thank everyone for supporting the club, the committee and all our activities and wish all members and their families a safe a festive Christmas season. Please stay safe and have a great time with family and friends. See you all back in February 2023.

Jo Comber
President.

P.S.

For those who don't know, I would like to introduce Lyric, otherwise know as "Barclae All You Need is Love" to the Comber Clan. She is just over 11 weeks old and full of sass and is looking forward to meeting everyone.

Gussie, Moose and Caddy have welcomed their baby sister with open arms. She will also be following in her brothers footsteps and training to be an Agility Champion (fingers crossed).



Trick Seminar Take II



On Sunday 27 November we finally had our trick seminar with Kelly Gill from The Wonderdogs. We had to postpone it from January this year when covid hit again..

We were around 30 very enthusiastic participants that were spellbound for 7 hours (where did those hours go?? Felt like 2!!).

Kelly has been a dog trainer for over 30 years. She does a lot of advertising and film work with her dogs as well as all the Dog Lovers and similar shows around Australia. She also has 2 cats that she performs with at the Cat Lovers shows. Kelly told us if we think we are good dog trainers, get a cat and train it, it will show you how good a trainer you are!

Teaching your dog tricks builds a great relationship, we should all do it!

Kelly had Wonderdogs Taz, Dart, Easy and baby Mighty Mouse (5 months) demonstrating different tricks and how get 'clear loops' which are a must for teaching tricks. Marker words are also valuable and you will need different words for different behaviours, e.g 'YES' (come and get your treat), 'GOOD' (stay where you are, I will bring treat to you) etc.

Another important point to note is that you must have a solid sit, drop and stay to assist teaching your dog tricks. (Back to obedience classes next year, everybody!!)

The whole day was very educational, we asked lots of questions and Kelly had one of the dogs demonstrating so we could see how small increments led to a finished trick. Another keynote was before you start any training, make sure you know your criteria for that session. A little notebook with notes from your sessions is a great idea, with each trick, how training went and once your trick is perfect – what your command is.

Kelly runs a facebook page "The Wonderdogs trick course" with so much information and videos should you be interested.

Also, don't forget ANKC has trick competitions if you are interested in taking your tricks a bit further. You can find the information on their web site. If you are interested in taking competing further, please look at our club website for more information as well as talking to your instructors at training.

The education committee welcome any suggestions for future seminars that you may be interested in.

Gunilla

For the Education committee



Keeping Safe in the Sun

Dogs with light coloured noses and ear tips should have sunscreen applied as they can easily burn.

Don't leave dogs in cars, even with windows down, cars can heat up.

Make sure your dog can always find shade with fresh water available.

Watch your dog for signs of heat stress - rapid breathing, glazed eyes, vomiting, bluish coloured gums and red or purple tongue etc.

If your dog doesn't want to run don't make it.

Remember black dogs get much hotter than light coloured dogs.

Place your hand on the pavement, if it feels very hot, think what your dog's paws will feel like standing on it.

Buy your dog a cool coat or cool mat.



Don't Forget -

Check daily for ticks.


Keep your dog away from BBQs, paws can get burnt if they jump up.

Make sure after BBQ chop bones, tin foil, cling film etc is disposed of.

Check your law for bindi weed.

Teaching Your Dog to Swim

Don't assume that your dog can swim, dogs will automatically doggie paddle however dogs with very short legs find swimming harder, thick coats can weigh them down and suddenly being in deep water can be very frightening for some dogs.



- The dog's nails should be kept trimmed. - An enthusiastic dog, or one that is using you as a floatation device, may rake you with sharp nails.
- Be careful about using dog toys in the pool - Many dogs have chipped teeth from grabbing at a toy that has bumped up against the concrete edge.
- Put your dog in a life jacket- Even a swimming breed, like Labrador Retrievers, can benefit from a life jacket. A tired or nervous dog will swim upright, head straight out and back legs down. Instead, a life jacket gets them swimming better. Dogs with smaller legs may have a harder time with swimming, than a larger breed of dog, but this is where a life jacket will come in handy.
- Dog owners should introduce swimming very slowly to a dog - Have your dog walk into shallow water with you, or get into the pool carrying the dog. If your pet is comfortable they will take off swimming, otherwise, watch for flying paws. Dogs are very adaptable, and most take to the water no problem, but life vests are a great alternative for dogs who don't like the water, or can't swim.
- Rinse them off after a swim - Always rinse your dog after swimming as the chlorine and salt water will make their coat dry and can also irritate the eyes.
- Don't let your dog drink pool water - Always keep an ample supply of fresh water around so your dog can drink without attempting to drink from the pool. Also make sure you give your dog many opportunities to relieve themselves after a swim as they're likely to ingest water and may need to urinate more often.
- Keep a big potted plant near the pool exit - Dogs are known to have poor depth perception. If your pool has steps, use a big potted plant to mark the exit of your pool. If you don't have steps, provide a non-slip ramp for getting out



What's Under The Tree? **Christmas Gift Ideas and** **Where to Get Them.....**



Clam Shell

Bunnings \$12.50

Your dog will love this, fill with water on a hot day or if your dog loves to dig fill with sand and bury treats and toys. Either way fun times ahead.

Nina Ottosson **Dog Tornado** **Vet-n-Pet Direct \$37.95**



Puzzle toys are fabulous, great for your dog's mind and heaps of fun as they work out how to get the treats out of the puzzle.



Red Lobster

K Mart \$7.50

Always a great selection of inexpensive toys at K mart. Your dog can also enjoy having a lobster this Christmas.



Rogs Flying Object

Pet O \$22.99

Super duper flying disc. Thick edges and odd shaped holes make it easy for your dog to retrieve.

Chill Out Dog Sprinkler

Pet Barn \$39.99

Easy to use sprinkler mat that attaches to the garden hose. Great fun for those hot summer days



Kong Gyro

My Pet Warehouse \$22.49

Flips, rolls and dispenses treats. Ideal for independent play.

PetSafe Automatic Ball Launcher

Pet Barn \$331.99

For the dog who has everything !!



Christmas Can be a Dangerous Time for Dogs

Things to Remember to Keep Them Safe

With so much fun and activity happening over the Christmas period it is easy for dogs, especially puppies, to get into strife.

Tinsel can be very dangerous as dogs can get tangled up and even strangled. If swallowed can cause major digestive issues.

Fairy lights can cause the same issues as tinsel and the glass bulbs can cut the mouth and stomach if swallowed.

Christmas tree ornaments, especially appealing to the ball mad dog can cut mouths and do damage if ingested.

Snow Globes can contain anti-freeze which can be lethal if swallowed.

Raisins and grapes which are found in abundance in Christmas fare, such as mince pies, are toxic to dogs.

Alcohol is extremely dangerous to dogs.

Chocolate, especially dark chocolate, can be toxic and can cause damage to the heart and nervous system.

Cooked bones, can splinter and cause severe internal damage.

Lollies often contains Xylitol, an artificial sweetener, which can lead to the over release of insulin, kidney failure, and worse.

Macadamia Nuts can damage to your dog's digestive, nervous, and muscle systems.

Onions and Chives no matter what form they're in, are poisonous for dogs. They can cause anaemia and damage red blood cells.

Open Gates. In the excitement of friends and family arriving gates can easily be left open and visiting children can often be completely unaware of the dangers of letting a dog out.

Pointsettia Plants can irritate the mouth and stomach and cause vomiting.

Garbage bins especially if full of turkey bones and prawn heads can be particularly appealing to the determined dog.

Christmas Tails from the Agility Christmas Party



Candy Cane Biscuits

- 3 x Cups of Flour
- 1/2 x Cup None Fat Powdered Milk
- 1/2 x tsp Baking Powder
- 1 x Cup Warm Water
- 1 x Chicken Cube
- 2 x Eggs
- 2 x tsp Red Food Colouring
- 1/2 x tsp Peppermint Oil Flavouring (optional)
- 1 x Egg (for an egg wash)



Mix together flour, powdered milk and baking powder.

Dissolve the chicken cube then whisk in the eggs.

Form a well in the dry ingredients, pour in the wet ingredients. Stir until thoroughly combined.

Knead the dough for about two minutes.

Add more flour until the dough is no longer sticky.

Separate the dough in half.

Form a well in one of the balls of dough.

Add the food colouring and peppermint flavouring.

Knead the colouring and flavouring throughout the dough.

Cool the dough in the refrigerator for 2 hours or in the freezer for 30 minutes.

Preheat the oven to 180°

Divide each ball of dough into tablespoon sized balls.

Gently roll each ball into a "worm" shape about 12cm long.








Twist one plain strip with a red strip, and curl the end to shape a candy cane. Place on a lined baking sheet.

Whisk the extra egg and using a pastry brush, thoroughly coat each candy cane with the egg wash.

Bake for around 10 minutes.



Good Books for Holiday Reading





Happy Christmas

The Instructors would like to wish all the members and their wonderful dogs a safe and happy Christmas and a prosperous and exciting New Year.

Have fun in the sun and don't forget to keep up the training, we look forward to seeing you back at Deep Creek in 2023.

Obedience starts Sunday February 5th and Thursday March 16th.
Agility and Flyball the last Saturday in January.

