

# DOG TRACKS



# Merry Woofmas

## Message from the President

It looks like our end to the training year will herald a very warm summer season.

Dot points about managing dogs in hot weather from those in the know at Animal Welfare League Qld

- If your pet must be outside during the day, ensure that they have access to shade
- Provide pets with fresh, cool water at all times. Most dogs won't drink hot water no matter how thirsty.
- Exercise dogs during the cooler morning or evening hours, not in the intense afternoon heat.
- Be aware of the temperature of the road, footpath or even sand, since the heat can cause burns to your pet's paw pads.

Note if you intend to use sunscreen on your dog...

preparations designed for humans can be toxic to animals as they may lick their skin. Check with your vet what they recommend.

In summary...

If it's too hot for us to stay comfortable in the car, in the yard, or on a walk, it's even hotter for our furry companions. Elderly dogs are even more at risk!

*I wish all of our members a great summer break and please watch out for your pets.*

Peter Coulthart

with editorial help from his English Setter, Venice



# **Dusk til' Dawn Agility Trial – Jan 6th 2024**

## **Castle Hill Showground**

Manly Dog Club is reviving an event that was enjoyed by many, endured by some – the Dusk til' Dawn Agility Trial! On Jan 6th events will kick off at 6pm and run through until morning. We are very lucky to have the support of the Agility Dog Club of Australia (ADC) donate their grounds (with lighting), their equipment and their support. Clubs work best when they work together – thank you ADC. We have some great sponsors on board like K9 Natural, Kong and Rainbow Dog Tugs, with more to come – come join the fun!

We will have Opens, Agility, Double Jumping and Dash 4 Cash. We are aiming for a fun evening, with a bit of music, a complimentary BBQ dinner and a giant birthday cake for Molly Morgan who will be turning 18 in January. Our judges – Wayne Bogart, Tenielle Thwaites, Darren Johanson & Adriana Parris – are looking forward to a night of awesome runs, community spirit and some birthday fun.

Entries are open dog Top Dog Events ([topdogevents.com.au](http://topdogevents.com.au)).

- Thinking about competing in 2024? You'll need to register with DogsNSW. They will be closing soon for the holidays, so if you want to join in the Dusk til' Dawn, you'll need to get your membership in this week! Click on Forms > Membership. If you need a hand please reach out to Natalie at [manlyflyball@gmail.com](mailto:manlyflyball@gmail.com)
- Not trialling yet, but don't want to miss out on the fun? We need helpers!! Please email Natalie at [manlyflyball@gmail.com](mailto:manlyflyball@gmail.com) to express interest (we can train you in the jobs we need)



**Entries close 29/12/2023**

**Manly & District Kennel & Dog Training Club**



**Dusk til' Dawn Trial**

Castle Hill Showground Dog Rings  
Showground Rd. Castle Hill



**Saturday 6<sup>th</sup> January, 2024**

**Sunday 7<sup>th</sup> January 2024**

Classes to be judged: Separate Heights

**Sat PM:** ADO, JDO, JD, JDX, JDM, AD, ADX, ADM / **Sun AM:** Dash 4 \$, JD2, JDX2, JDM2

**Entries/Payment:** [topdogevents.com.au](http://topdogevents.com.au)

**Entry Fees:** \$11

**Email:** [manlyflyball@gmail.com](mailto:manlyflyball@gmail.com)

**Mobile:** 0437 303 188

**Judges**

Wayne Bogart – JDO, JD

Tenielle Thwaites - AD, ADX, ADM

Adriana Parris – ADO, JDX, JDM

Darren Johanson – Dash 4 \$, JD2, JDX2, JDM2

**Order or Judging** As per Catalogue (2 Rings)

ADO, JDO, JD, JDX, JDM, AD, ADX, ADM (expected to finish by approx. 1am)  
Dash 4 \$, JD2, JDX2, JDM2 after 1am

**Judging Commences:** 6:30PM

**Dogs NSW Representative:** Robyne Patterson

**Check in Time:** 5pm – 6pm

**Catering:** Complimentary BBQ Dinner & Birthday Cake, midnight snacks, BBQ breakfast

**Camping:** Email us for details and/or see private FB group

**Catalogue** Available 3 days before trial

**Vetting Officer** No formal vetting will be conducted; however, the Committee reserves the right to vet any dog on the Grounds

Bitches in Oestrus may not be shown

The Committee reserves the right to reallocate judges if required.

**Prizes: Separate Height Events**

1<sup>ST</sup>, prize and Ribbon, 2<sup>nd</sup> and 3<sup>rd</sup> Ribbon only.

Qualifier Ribbons and Title Ribbons for Titles gained on the Day



## 2023 Agility Title Winners







# Championship Breed Show



**Manly & District Kennel & Dog Training Club Inc** held a 'double' Championship show on 29th October 2023 at Orchard Hills complex with a shared panel of seven Interstate judges with Fairfield All Breeds KC (Double shows on Saturday 28th October). Regrettably, Ms Lyn King was diagnosed with Covid the morning of the flight to Sydney and Mrs Kay Eldred (NSW) took over her assignments on each day for both clubs.

The entry for the Manly shows on the Sunday was 503 at the AM show and 467 entries for the PM show and these dogs were judged under clear skies and warm weather, a welcome change to the rain that had been experienced the days before the shows. BLACK HAWK very generously had donated a total of over \$3,400 product for the show to be given with the Rosettes, Ribbons and Cash awards to the Winners. An 8.30am start and 'pre-judging' for the General Specials of all winning exhibits allowed for the judging to be finished by a timely 4pm for the judges to be taken back to the airport for their flights home.

Best in Show 1st at the PM Show is shown in the photo with the General Special judge Mr Peter Frost (Vic) was the White Swiss Shepherd Dog-CH. KASSREIGN A SONG OF ICE N FIRE owned by Miss C Fisher & Dr A Kasbarian. Shown with both Working Dog Group judges who awarded this dog Best In Group: Dr Frances McEvoy (SA) at the PM Show and Mrs Tracie Edwards (SA) at the AM show. Best in Show 2nd at the PM Show was the Siberian Husky Supreme Ch Taejaan How the West Was Won (AI) owned by NJ Rule-Steele & M Burton & A Taylor & S Turay.





The Great Dane **AUST CH CHELSHAR EVERYBODY'S TALKING (AI)** owned by Sharyn Wright is shown winning the Best In Group under judge, Mr David Sales (Tas) who sent it through to the Best in Show judge at the AM show, Dr Frances McEvoy, who awarded him the Best In Show.



The Bichon Frise, **LTU JNR CH Tauro Kansas (Imp LTU)**, owned by M Friedman and L Bradney won Best In Toy Group under Judge Kay Eldred (NSW) and the Dobermann owned by J, C & B Bryson **SUPR CH Ikons Hell Raiser** under Geroge Koutsantonis (WA) who were both winners at the AM show.



Christina M Rafton  
MDKDTC Show Manager







# January Trick Challenge



Did you know that as of January 2020 Trick Dog is now a recognised discipline with competitions and titles?

There are four levels - Starter - Novice - Intermediate and Advanced.

Each level has different tricks to learn and you can select from the list which tricks you would have your dog perform. The tricks must be performed with precision and performed to the standard however you will be surprised how easy many of the tricks are and how quickly your dog will learn them, and how many of them you may already know.



The January Trick Challenge is to teach your dog at least three tricks to show us when you come back in February.



There are dozens of different tricks to choose from you can find these online, Trick Dogs Australia will take you there.

You will be amazed at how much fun you will have and how much your dog will enjoy learning new tricks



## Let's Learn Some Tricks







## Go Round - Once

You will need a cone or pole. The trick is, standing at least 0.5 m away, you send your dog out and around the cone, then your dog returns to you.



Start by standing directly in front of the cone with your dog on your left, take a treat in your left hand and lure your dog around the cone. Don't forget to mark and reward when he goes around. Repeat several times then progress to moving your left hand forward, without luring, to indicate and give the voice cue "Go Round". Slowly progress to moving back away from the cone sending your dog out and around from a distance.

## Step Up

You will need a step/perch. The trick is, standing at least 1 m away, you send your dog to stand with his front feet on the perch and hold that position for 5 seconds.



Start by placing the perch on the ground, any interest your dog shows mark and reward, if he touches the perch mark and reward, lure him onto the perch, as soon as he puts two feet on the perch jackpot. Don't lift his feet yourself. Once he has learnt to step up name the action "Perch" as he progresses step further away and send him to the perch.

## Back Up


Your dog will stand in front of you at least 0.5m away and back up at least one body length.



There are a number of ways to teach this trick however the secret is to mark as the dog moves backwards not after they have stopped. With your dog standing in front of you hold a treat in both hands keeping them low otherwise the dog will sit. Gently push your hands forward and reward as soon as they move a back foot. Gradually build up distance making sure the dog backs up straight, you might like to introduce a channel to practice this maybe a wall on one side and some chairs rowed up on the other side. Introduce a voice cue "Back" but say only once. Your dog moves backwards but you remain stationary.

## Take a Bow

Your dog will lower his elbows towards the ground whilst his hind quarters remain elevated and hold for 2 seconds.



This is easier to teach from the side. With the dog standing on your left hold a treat in a cupped right hand, so they can smell it but not take it. Slowly lower the treat towards the dog's chest at about a 45° angle bringing the nose back and down. Mark and reward as soon as the forelegs are lowered and before they drop completely. You can put your hand under the stomach or use your leg to act as a barrier to lowering the hind quarters. Once they understand introduce a voice cue such as "Bow" or "Curtsy" and build up duration of the movement.



## More Fun Tricks to Teach



**Figure of 8** - Hold a treat in each hand, dog standing in front of you. With your right hand close to your leg lure dog around your right leg then bring left hand between your legs and lure your dog forward and around left leg then using right hand lure forward between your legs and back around right leg to repeat figure of 8.


**Go Around** - Use a cone or similar size object and place in front of you. Lure your dog around it, "Yes" and reward. Once your dog learns to go around position yourself progressively further away then send your dog out and around.

**Ring a Bell** - Hang a bell from a door handle at nose height. When your dog touches the bell "Yes" and treat then once your dog gets the idea add a voice cue such as "Ring Bell". Can also be taught using a desk bell.



**Name That Toy** - arrange your dog's favourite toys in a semicircle around you. Give the toy's name cue e.g. "Get Rabbit". When your dog brings the right toy back to you "Yes" and treat.

**Three Cup Game** - place three plastic cups in a row and hide a treat under one. Start by showing your dog where the treat is then once they get the hang of it start mixing the cups around.



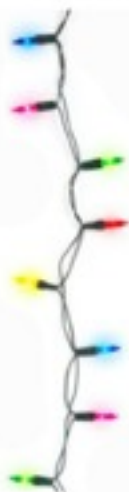
**Tug for Tricks** - hold a tug toy behind your back then cue your dog to sit in front of you, hold eye contact for ten seconds then "Yes" and play tug. Repeat with other cues, drop, shake paw, spin: always reward with yes and a play tug.



# Christmas Can be a Dangerous Time for Dogs

## Things to Remember to Keep Them Safe

With so much fun and activity happening over the Christmas period it is easy for dogs, especially puppies, to get into strife.



**Tinsel** can be very dangerous as dogs can get tangled up and even strangled. If swallowed can cause major digestive issues.



**Fairy lights** can cause the same issues as tinsel and the glass bulbs can cut the mouth and stomach if swallowed.

**Christmas tree ornaments**, especially appealing to the ball mad dog can cut mouths and do damage if ingested.



**Snow Globes** can contain anti-freeze which can be lethal if swallowed.



**Raisins and grapes** which are found in abundance in Christmas fare, such as mince pies, are toxic to dogs.



**Alcohol** is extremely dangerous to dogs.



**Chocolate**, especially dark chocolate, can be toxic and can cause damage to the heart and nervous system.



**Cooked bones**, can splinter and cause severe internal damage.

**Lollies** often contains Xylitol, an artificial *sweetener*, which can lead to the over release of insulin, kidney failure, and worse.



**Macadamia Nuts** can damage to your dog's digestive, nervous, and muscle systems.

**Onions and Chives** no matter what form they're in, are poisonous for dogs. They can cause anaemia and damage red blood cells.

**Open Gates**. In the excitement of friends and family arriving gates can easily be left open and visiting children can often be completely unaware of the dangers of letting a dog out.

**Pointsettia Plants** can irritate the mouth and stomach and cause vomiting.



**Garbage bins** especially if full of turkey bones and prawn heads can be particularly appealing to the determined dog.



## Turkey Muffins

250gm	x	Turkey Mince
¼ Cup	x	Chopped Sweet Potatoes
¼ Cup	x	Chopped Green Beans
¼ Cup	x	Pumpkin Puree
¼ Cup	x	Wholemeal Flour
1	x	Egg
		Cranberries to Decorate



Preheat oven to 180° and chop up sweet potatoes and green beans. Combine all the ingredients together in a mixing bowl, adding more flour if needed.

Spray the muffin tin with olive oil spray or lightly coat it with coconut oil. Spoon mixture into muffin tin.

Bake for 20 minutes or until golden brown on top.

## Cranberry Honey Biscuits

2½ Cups	x	Almond Flour
½ Cup	x	Rolled Oats
¾ Cup	x	Frozen Cranberries
1	x	Large Egg
¼ Cup	x	Honey
¼ Cup	x	Melted Coconut Oil



Preheat oven to 180° and defrost cranberries.

In a large bowl mix together flour and rolled oats then add the lightly beaten egg, honey and melted coconut oil and mix until combined. Roll out dough on a lightly floured surface then cut out shapes with a cookie cutter and place on a lined baking tray.

Bake for 12-15 minutes until they are turning gold around edges.





## **Instructors Lunch**

On November 5th, our dedicated agility and flyball instructors left the dogs at home and got together at Park House Mona Vale for lunch on us!

Thank you to our incredible team of volunteers who spend hours every year running training sessions and supporting human handles to work closely and effectively with their canine companions around an agility course or down a flyball lane.

Choosing from a range of delicious meals and fancy cocktails, everyone stopped talking shop to enjoy a social afternoon with friends...and maybe a couple of wagging tails snuck under the table after all!





## Christmas Party

On December 4th, we hosted the Agility Christmas Party at Deep Creek. Human handlers and their canine companions came along for a morning of food and fun.

Kicking off with a fun clock watchers course saw doggos go head to head on the agility field, racing to finish first.

We had a brief interlude for everyone to grab a bite at the Breakfast BBQ, exchange gifts in the Secret Santa (Vixen loves her Xmas dino!), and present title trophies, junior handler prizes, and the Agility Dog of the Year award.

We finished up with have-a-go frizgility with some awesome pawformances and pawfect frisbee catches.

Enjoy the holiday break, and we look forward to seeing everyone again in the new year!

## Club Agility Dog of the Year

Congratulations to Jenni and Ash for taking out MDKDTC Agility Dog of the Year with the highest number of placings and clear runs at monthly course days!

Closely followed by Patricia and Skye in 2nd place, and Ash and Blaze in 3rd place.

Congratulations everyone!



## 2024 Training

Training returns at 8:15am on Jan 27, 2024 for all existing agility dogs. New beginners, join us for your first foundations class at 10:15 on Feb 3, 2024. See you

# Agility News

## All hands-on deck for the Working Bee



We had a good turnout of helpers for our very important, but not always looked forward to, Working Bee. It was a bit of a drizzly morning, but a welcome relief following the intense heat of Saturday!

All the equipment was pulled out and washed, the floors swept and mopped and equipment needing repairs was looked after by Ashley & Paul. All ready for the new training year in 2024. It makes the morning go much quicker when our club members help out. We even had some wrapped goodies for a 'helpers raffle' donated by Nerf, K9 Natural and some hand made dog tug toys!



## Enjoy writing, organisation and a bit of a challenge?

Carmen and Natalie attended the Grant Writing workshop for community clubs and organisations this month, run by Sophie Scamps office. In short, there is money to be had! They stressed many times that having a small team is what helps clubs reach success.

If you're a grant-writing guru have some awesome skills to share, we'd love your expertise. Whether you've got experience or just a passion for pups, your contribution can make a big difference.

We'd love your help, please reach out to Natalie at [manlyflyball@gmail.com](mailto:manlyflyball@gmail.com) to express interest.

Let's make our dog sports club the best it can be!





**Wishing you a Merry Christmas  
& the happiest of howlidays**



**Editor Wendy Jones**

Disclaimer: The views expressed in the articles reflect the author's opinions and do not necessarily reflect the views or advice of MDKDTIC INC